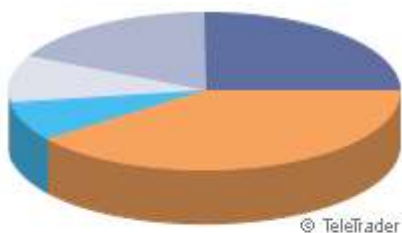


Vybrané fondy Abeva Consulting



© Teletrader

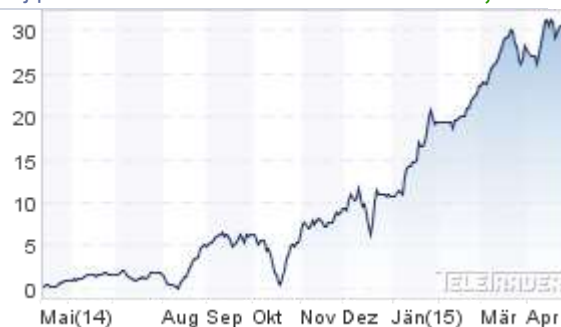
KBC Equity Fund Pharma Growth C	25.10%
ESPA Stock Biotec T	17.69%
C-QUADRAT ARTS Best Momentum (EUR) T	9.79%
C-QUADRAT ARTS TR Dynamic	7.86%
Others	39.56%

Hodnota portfolia	53.814,68712
Hotovost	9.204,90514
Absolutní součet	63.019,59226

Realizovaný zisk/ztráta	9.625,3824
Účetní zisk/ztráta	3.394,20986

Součet **13.019,59226**

Vývoj portfolia v % **26,04%**

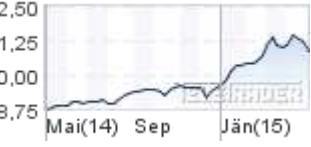
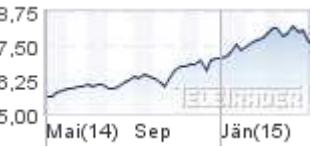

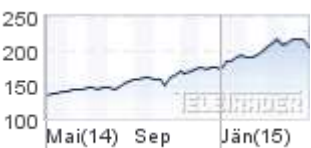
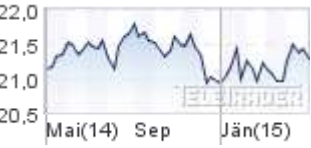


Titul ISIN Typ	Datum / Čas Podílový list aktuálně Podílový list od počátku	Změna ceny PL Změna akt. (%) Změna od počátku	Grafické vyjádření
C-QUADRAT ARTS Best Momentum (EUR) T AT0000825393 Fonds Fonds	30.04. 00:00 255,96	-3,16 -1,22%	
	10.02. 00:00 20Stk. 249,15 EUR	6,81 2,73%	
C-QUADRAT ARTS TR Balanced AT0000634704 Fonds Fonds	30.04. 00:00 202,94	-2,4762 -1,21%	
	10.02. 00:00 20Stk. 198,06 EUR	4,88 2,46%	
C-QUADRAT ARTS TR Dynamic AT0000634738 Fonds Fonds	30.04. 00:00 205,47	-2,4649 -1,19%	
	10.02. 00:00 20Stk. 198,87 EUR	6,60 3,32%	

<p>Credit Suisse (Lux) GI.Pres.Eq.Fd.BH USD LU0254364663 Fonds Fonds</p> <hr/> <p>20Stk.</p>	<p>29.04. 00:00 18,34</p> <hr/> <p>10.02. 00:00 17,46 USD</p>	<p>-0,33 -1,77%</p> <hr/> <p>0,88 5,04%</p>	
<p>ESPA Stock Biotec T AT0000746755 Fonds Fonds</p> <hr/> <p>20Stk.</p>	<p>30.04. 00:00 488,06</p> <hr/> <p>10.02. 00:00 442,34 EUR</p>	<p>-7,78 -1,57%</p> <hr/> <p>45,72 10,34%</p>	
<p>Fidelity Fd.America A Acc EUR LU0251127410 Fonds Fonds</p> <hr/> <p>20Stk.</p>	<p>30.04. 00:00 22,65</p> <hr/> <p>10.02. 00:00 21,61 EUR</p>	<p>-0,02 -0,09%</p> <hr/> <p>1,04 4,81%</p>	
<p>Fidelity Fd.Asian H.Yield A Acc EUR LU0286668966 Fonds Fonds</p> <hr/> <p>20Stk.</p>	<p>30.04. 00:00 17,15</p> <hr/> <p>10.02. 00:00 16,36 EUR</p>	<p>+0,03 0,18%</p> <hr/> <p>0,79 4,83%</p>	
<p>Fidelity Fd.Euro Corporate Bd.A Acc EUR LU0370787193 Fonds Fonds</p> <hr/> <p>20Stk.</p>	<p>30.04. 00:00 30,32</p> <hr/> <p>10.02. 00:00 30,26 EUR</p>	<p>-0,11 -0,36%</p> <hr/> <p>0,06 0,20%</p>	
<p>Fidelity Fd.Glob.Corp.Bd.A Acc EUR LU0532243267 Fonds Fonds</p> <hr/> <p>20Stk.</p>	<p>30.04. 00:00 12,72</p> <hr/> <p>10.02. 00:00 12,54 EUR</p>	<p>-0,03 -0,24%</p> <hr/> <p>0,18 1,44%</p>	

<p><u>Fidelity Fd.Glob.Health Care A Acc EUR</u> LU0261952419 Fonds Fonds</p> <hr/> <p style="text-align: right;">20Stk.</p>	<p>30.04. 00:00 25,04</p> <hr/> <p>10.02. 00:00 23,21 EUR</p>	<p style="text-align: right;">-0,10 -0,40%</p> <hr/> <p style="text-align: right;">1,83 7,88%</p>	
<p><u>Fidelity Fd.Glob.Property A Acc EUR</u> LU0237698757 Fonds Fonds</p> <hr/> <p style="text-align: right;">20Stk.</p>	<p>30.04. 00:00 15,96</p> <hr/> <p>10.02. 00:00 15,76 EUR</p>	<p style="text-align: right;">-0,11 -0,68%</p> <hr/> <p style="text-align: right;">0,20 1,27%</p>	
<p><u>Fidelity Fd.Glob.Technology E Acc EUR</u> LU0115773425 Fonds Fonds</p> <hr/> <p style="text-align: right;">20Stk.</p>	<p>30.04. 00:00 13,26</p> <hr/> <p>10.02. 00:00 12,28 EUR</p>	<p style="text-align: right;">-0,10 -0,75%</p> <hr/> <p style="text-align: right;">0,98 7,98%</p>	
<p><u>Fidelity Fd.US H.Yield A Acc EUR</u> LU0261953904 Fonds Fonds</p> <hr/> <p style="text-align: right;">20Stk.</p>	<p>30.04. 00:00 20,61</p> <hr/> <p>10.02. 00:00 19,96 EUR</p>	<p style="text-align: right;">0,00 0,00%</p> <hr/> <p style="text-align: right;">0,65 3,26%</p>	
<p><u>Franklin Biotechnology Disc.F.A acc</u> LU0109394709 Fonds Fonds</p> <hr/> <p style="text-align: right;">20Stk.</p>	<p>30.04. 00:00 33,92</p> <hr/> <p>10.02. 00:00 32,35 USD</p>	<p style="text-align: right;">-1,15 -3,28%</p> <hr/> <p style="text-align: right;">1,57 4,85%</p>	
<p><u>Franklin Euro High Yield Fd.A acc</u> LU0131126574 Fonds Fonds</p> <hr/> <p style="text-align: right;">20Stk.</p>	<p>30.04. 00:00 17,67</p> <hr/> <p>10.02. 00:00 17,34 EUR</p>	<p style="text-align: right;">-0,03 -0,17%</p> <hr/> <p style="text-align: right;">0,33 1,90%</p>	

<p>Franklin Euro High Yield Fd.A acc LU0131126574 Fonds Fonds</p> <hr/> <p>25Stk.</p>	<p>30.04. 00:00 17,67</p> <hr/> <p>21.11. 00:00 17,04 EUR</p>	<p>-0,03 -0,17%</p> <hr/> <p>0,63 3,70%</p>	
<p>Franklin Global Growth Fd.A acc EUR LU0508195822 Fonds Fonds</p> <hr/> <p>20Stk.</p>	<p>30.04. 00:00 16,59</p> <hr/> <p>10.02. 00:00 16,20 EUR</p>	<p>-0,28 -1,66%</p> <hr/> <p>0,39 2,41%</p>	
<p>Franklin Technology Fd.A acc EUR LU0260870158 Fonds Fonds</p> <hr/> <p>20Stk.</p>	<p>30.04. 00:00 9,93</p> <hr/> <p>10.02. 00:00 9,49 EUR</p>	<p>-0,22 -2,17%</p> <hr/> <p>0,44 4,64%</p>	
<p>GIS-Euro Corporate Bonds DX LU0145483946 Fonds Fonds</p> <hr/> <p>20Stk.</p>	<p>29.04. 00:00 155,516</p> <hr/> <p>10.02. 00:00 154,626 EUR</p>	<p>+0,042 0,03%</p> <hr/> <p>0,89 0,58%</p>	
<p>KBC Equity Fund Pharma Growth C BE0177733293 Fonds Fonds</p> <hr/> <p>10Stk.</p>	<p>28.04. 00:00 1.401,4301</p> <hr/> <p>10.02. 00:00 1.263,88 EUR</p>	<p>-14,5699 -1,03%</p> <hr/> <p>137,5501 10,88%</p>	
<p>Pioneer Fd.Euro Corp.Bd.C ND LU0133660471 Fonds Fonds</p> <hr/> <p>20Stk.</p>	<p>30.04. 00:00 8,29</p> <hr/> <p>10.02. 00:00 8,35 EUR</p>	<p>-0,01 -0,12%</p> <hr/> <p>-0,06 -0,72%</p>	

<p>Pioneer Fd.Euro Corp.Bd.C ND LU0133660471 Fonds Fonds</p> <hr/> <p>25Stk.</p>	<p>30.04. 00:00 8,29</p> <hr/> <p>21.11. 00:00 8,19 EUR</p>	<p>-0,01 -0,12%</p> <hr/> <p>0,10 1,22%</p>	
<p>Pioneer Fd.U.S.H.Yield A ND LU0119402427 Fonds Fonds</p> <hr/> <p>20Stk.</p>	<p>30.04. 00:00 10,87</p> <hr/> <p>10.02. 00:00 10,46 EUR</p>	<p>-0,06 -0,55%</p> <hr/> <p>0,41 3,92%</p>	
<p>Pioneer Fd.U.S.Pioneer Fd.A ND LU0133643469 Fonds Fonds</p> <hr/> <p>20Stk.</p>	<p>30.04. 00:00 7,64</p> <hr/> <p>10.02. 00:00 7,46 EUR</p>	<p>-0,11 -1,42%</p> <hr/> <p>0,18 2,41%</p>	
<p>Raiffeisen Gl.Aktien R T AT0000805205 Fonds Fonds</p> <hr/> <p>10Stk.</p>	<p>30.04. 00:00 287,52</p> <hr/> <p>10.02. 00:00 264,86 EUR</p>	<p>-5,50 -1,88%</p> <hr/> <p>22,66 8,56%</p>	
<p>Raiffeisen Health Care Aktien T AT0000714282 Fonds Fonds</p> <hr/> <p>20Stk.</p>	<p>30.04. 00:00 203,94</p> <hr/> <p>10.02. 00:00 189,85 EUR</p>	<p>-4,84 -2,32%</p> <hr/> <p>14,09 7,42%</p>	
<p>Templeton Global Bond Fd.A acc EUR-H1 LU0294219869 Fonds Fonds</p> <hr/> <p>25Stk.</p>	<p>30.04. 00:00 21,30</p> <hr/> <p>21.11. 00:00 21,47 EUR</p>	<p>-0,18 -0,84%</p> <hr/> <p>-0,17 -0,79%</p>	

Zdroj: Teletrader