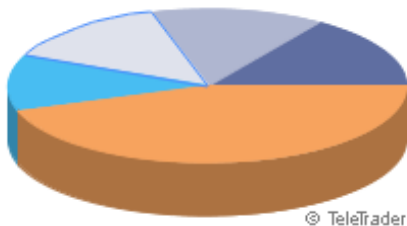


Vybrané fondy Abeva Consulting

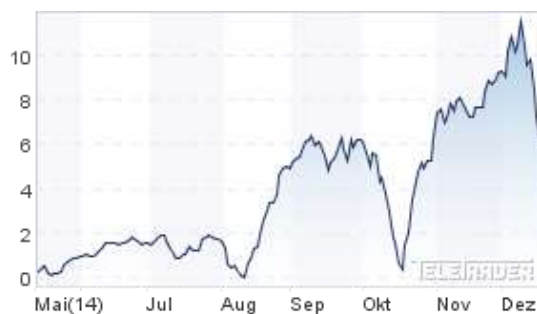


© TeleTrader

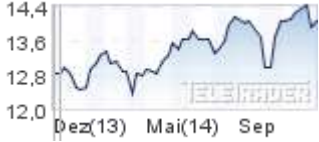
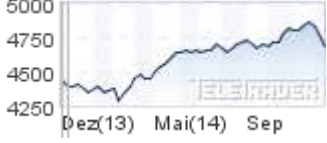
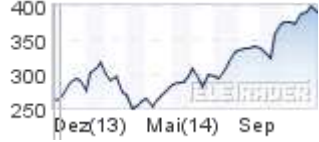
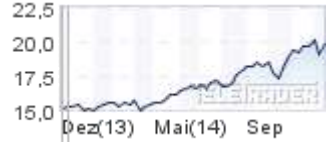

KBC Equity Fund Pharma Growth C	15.47%
C-QUADRAT ARTS Best Momentum (EUR) T	14.13%
Pioneer Funds GI.Ecology A ND	13.92%
C-QUADRAT ARTS TR Dynamic	11.72%
Others	44.76%

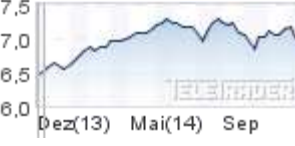
Hodnota portfolia	46.323,31342
Hotovost	7.496,59933
Absolutní součet	53.819,91275
Realizovaný zisk/ztráta	3.815,12633
Účetní zisk/ztráta	4,78643
Součet	3.819,91275

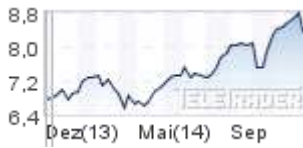

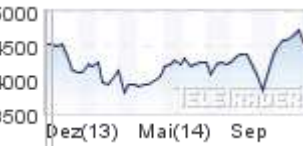

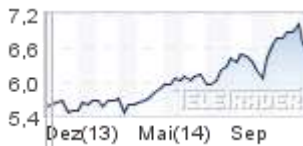
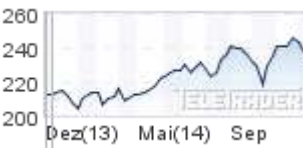
Vývoj portfolia (%) **7,64%**



Titul ISIN Typ	Datum / Čas Podílový list aktuálně Podílový list od počátku	Změna ceny PL Změna akt. (%) Změna od počátku	Grafické vyjádření
C-QUADRAT ARTS Best Momentum (EUR) T AT0000825393 Fonds Fonds	18.12. 00:00 224,47 21.11. 00:00 228,55 EUR	+0,35 0,16% -4,08 -1,79%	
C-QUADRAT ARTS TR Balanced AT0000634704 Fonds Fonds	18.12. 00:00 183,21 21.11. 00:00 182,88 EUR	+0,43 0,24% 0,33 0,18%	
C-QUADRAT ARTS TR Dynamic AT0000634738 Fonds Fonds	18.12. 00:00 181,19 21.11. 00:00 185,27 EUR	+0,90 0,50%	

			-4,08 -2,20%	
10Stk.				
<u>CS EF(Lux)USA R EUR</u> LU0145374574 Fonds Fonds	17.12. 00:00 14,02	+0,29 2,11%		
	21.11. 00:00 14,16 EUR	-0,14 -0,99%		
25Stk.				
<u>ESPA Bond Danubia VT CZK</u> AT0000639398 Fonds Fonds	18.12. 00:00 4.686,77	+52,6299 1,14%		
	21.11. 00:00 4.809,6699 CZK	-122,8999 -2,56%		
25Stk.				
<u>ESPA Stock Biotec T</u> AT0000746755 Fonds Fonds	18.12. 00:00 388,68	+16,10 4,32%		
	21.11. 00:00 373,01 EUR	15,67 4,20%		
25Stk.				
<u>FF - America Fund A Acc EUR</u> LU0251127410 Fonds Fonds	18.12. 00:00 19,85	+0,57 2,96%		
	21.11. 00:00 19,37 EUR	0,48 2,48%		
25Stk.				
<u>FF - Asian High Yield A Acc EUR</u> LU0286668966 Fonds Fonds	18.12. 00:00 14,92	+0,20 1,36%		
	21.11. 00:00 14,93 EUR	-0,01 -0,07%		
25Stk.				
<u>FF - Glob.Health Care Fund A Acc EUR</u> LU0261952419 Fonds Fonds	18.12. 00:00 21,30	+0,67 3,25%		
	21.11. 00:00 20,54 EUR	0,76 3,70%		
25Stk.				

<p>FF - Glob.Property Fund A Acc EUR LU0237698757 Fonds Fonds</p> <hr/> <p>25Stk.</p>	<p>18.12. 00:00 13,83</p> <hr/> <p>21.11. 00:00 13,38 EUR</p>	<p>+0,25 1,84%</p> <hr/> <p>0,45 3,36%</p>	
<p>FF - Glob.Technology Fund E Acc EUR LU0115773425 Fonds Fonds</p> <hr/> <p>25Stk.</p>	<p>18.12. 00:00 11,19</p> <hr/> <p>21.11. 00:00 10,87 EUR</p>	<p>+0,31 2,85%</p> <hr/> <p>0,32 2,94%</p>	
<p>Franklin Biotechnology Disc.F.A acc LU0109394709 Fonds Fonds</p> <hr/> <p>25Stk.</p>	<p>17.12. 00:00 31,07</p> <hr/> <p>21.11. 00:00 29,86 USD</p>	<p>+1,16 3,88%</p> <hr/> <p>1,21 4,05%</p>	
<p>Franklin Euro High Yield Fd.A acc LU0131126574 Fonds Fonds</p> <hr/> <p>25Stk.</p>	<p>17.12. 00:00 16,94</p> <hr/> <p>21.11. 00:00 17,04 EUR</p>	<p>+0,01 0,06%</p> <hr/> <p>-0,10 -0,59%</p>	
<p>Franklin Global Growth Fd.A acc EUR LU0508195822 Fonds Fonds</p> <hr/> <p>25Stk.</p>	<p>17.12. 00:00 14,48</p> <hr/> <p>21.11. 00:00 14,58 EUR</p>	<p>+0,37 2,62%</p> <hr/> <p>-0,10 -0,69%</p>	
<p>Franklin MENA Fd.A acc EUR LU0352132285 Fonds Fonds</p> <hr/> <p>25Stk.</p>	<p>17.12. 00:00 4,81</p> <hr/> <p>21.11. 00:00 5,84 EUR</p>	<p>+0,15 3,22%</p> <hr/> <p>-1,03 -17,64%</p>	

<p>Franklin Technology Fd.A acc EUR LU0260870158 Fonds Fonds</p> <hr/> <p style="text-align: right;">25Stk.</p>	<p>17.12. 00:00 8,48</p> <hr/> <p>21.11. 00:00 8,35 EUR</p>	<p style="text-align: right;">+0,29 3,54%</p> <hr/> <p style="text-align: right;">0,13 1,56%</p>	
<p>KBC Equity Fund Pharma Growth C BE0177733293 Fonds Fonds</p> <hr/> <p style="text-align: right;">10Stk.</p>	<p>16.12. 00:00 1.086,9301</p> <hr/> <p>21.11. 00:00 1.099,11 EUR</p>	<p style="text-align: right;">-12,0499 -1,10%</p> <hr/> <p style="text-align: right;">-12,1799 -1,11%</p>	
<p>Parvest Eq.Japan C JPY Acc LU0012181748 Fonds Fonds</p> <hr/> <p style="text-align: right;">20Stk.</p>	<p>17.12. 00:00 4.416,00</p> <hr/> <p>21.11. 00:00 4.573,00 JPY</p>	<p style="text-align: right;">+9,00 0,20%</p> <hr/> <p style="text-align: right;">-157,00 -3,43%</p>	
<p>Pioneer Euro Corp.Bd.C ND LU0133660471 Fonds Fonds</p> <hr/> <p style="text-align: right;">25Stk.</p>	<p>17.12. 00:00 8,19</p> <hr/> <p>21.11. 00:00 8,19 EUR</p>	<p style="text-align: right;">0,00 0,00%</p> <hr/> <p style="text-align: right;">0,00 0,00%</p>	
<p>Pioneer Funds U.S.Pioneer Funds A ND LU0133643469 Fonds Fonds</p> <hr/> <p style="text-align: right;">25Stk.</p>	<p>17.12. 00:00 6,74</p> <hr/> <p>21.11. 00:00 6,77 EUR</p>	<p style="text-align: right;">+0,19 2,90%</p> <hr/> <p style="text-align: right;">-0,03 -0,44%</p>	
<p>Raiffeisen Gl.Aktien R I AT0000805205 Fonds Fonds</p> <hr/> <p style="text-align: right;">10Stk.</p>	<p>18.12. 00:00 233,93</p> <hr/> <p>21.11. 00:00 239,99 EUR</p>	<p style="text-align: right;">+4,45 1,94%</p> <hr/> <p style="text-align: right;">-6,06 -2,53%</p>	

<p><u>Raiffeisen Health Care Aktien R T</u> AT0000714282 Fonds Fonds</p> <hr/> <p style="text-align: right;">25Stk.</p>	<p>18.12. 00:00 170,80</p> <hr/> <p>21.11. 00:00 170,07 EUR</p>	<p style="text-align: right;">+3,29 1,96%</p> <hr/> <p style="text-align: right;">0,73 0,43%</p>	
<p><u>Templeton Global Bond Fd.A acc EUR-H1</u> LU0294219869 Fonds Fonds</p> <hr/> <p style="text-align: right;">25Stk.</p>	<p>17.12. 00:00 20,86</p> <hr/> <p>21.11. 00:00 21,47 EUR</p>	<p style="text-align: right;">+0,17 0,82%</p> <hr/> <p style="text-align: right;">-0,61 -2,84%</p>	

Zdroj: Teletrader