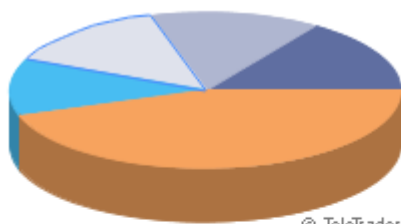


Fondy Abeva Consulting



© TeleTrader

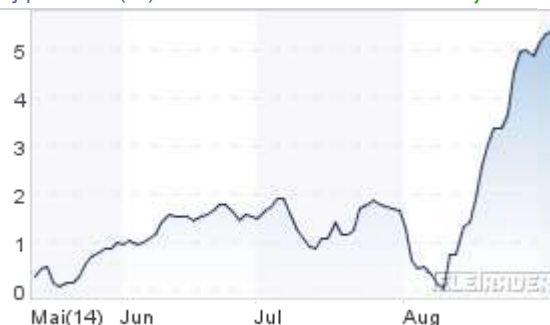
KBC Equity Fund Pharma Growth C	15.47%
C-QUADRAT ARTS Best Momentum (EUR) T	14.13%
Pioneer Funds GI.Ecology A ND	13.92%
C-QUADRAT ARTS TR Dynamic	11.72%
Others	44.76%

Hodnota portfolia	43.017,66204
Cash	10.036,41553
Součet	53.054,07757


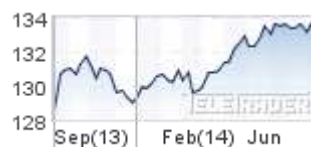
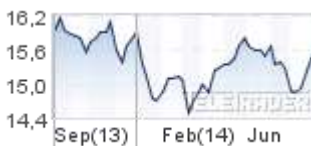
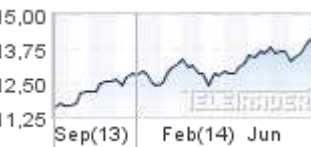
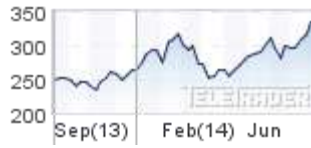
Realizovaný zisk/ztráta	0,00
Účetní zisk / ztráta	3.054,07757


Absolutní součet **3.054,07757**

Vývoj portfolia (%) **6,11%**


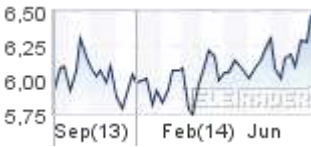


Titul ISIN Typ	Datum / Čas Podílový list aktuálně Podílový list od počátku	Změna ceny PL Změna akt. (%) Změna od počátku	Grafické vyjádření
<u>Amundi Eq.GI.Aqua AE C</u> LU0272932475 Fonds Fonds	04.09. 00:00 128,80 13.05. 00:00 127,34 EUR	+1,18 0,92% 1,46 1,15%	
<u>C-QUADRAT ARTS Best Momentum (EUR) T</u> AT0000825393 Fonds Fonds	05.09. 00:00 229,67 13.05. 00:00 211,25 EUR	+2,17 0,95% 18,42 8,72%	
<u>C-QUADRAT ARTS TR Balanced</u> AT0000634704 Fonds Fonds	05.09. 00:00 184,70 13.05. 00:00 176,27 EUR	+1,73 0,95% 8,43 4,78%	

<p>C-QUADRAT ARTS TR Dynamic AT0000634738 Fonds Fonds</p> <hr/> <p>20Stk.</p>	<p>05.09. 00:00 189,37</p> <hr/> <p>13.05. 00:00 178,12 EUR</p>	<p>+1,61 0,86%</p> <hr/> <p>11,25 6,32%</p>	
<p>CS BF(Lux)Inflation Linked USD B LU0175164267 Fonds Fonds</p> <hr/> <p>20Stk.</p>	<p>04.09. 00:00 133,14</p> <hr/> <p>13.05. 00:00 131,45 USD</p>	<p>-0,13 -0,10%</p> <hr/> <p>1,69 1,29%</p>	
<p>CS EF(Lux)GI.Prestige R USD LU0254364663 Fonds Fonds</p> <hr/> <p>20Stk.</p>	<p>04.09. 00:00 15,64</p> <hr/> <p>13.05. 00:00 15,34 USD</p>	<p>+0,14 0,90%</p> <hr/> <p>0,30 1,96%</p>	
<p>CS EF(Lux)USA R EUR LU0145374574 Fonds Fonds</p> <hr/> <p>20Stk.</p>	<p>04.09. 00:00 14,03</p> <hr/> <p>13.05. 00:00 12,89 EUR</p>	<p>-0,08 -0,57%</p> <hr/> <p>1,14 8,84%</p>	
<p>CS(Lux)Commodity Index Plus USD B LU0230918368 Fonds Fonds</p> <hr/> <p>20Stk.</p>	<p>04.09. 00:00 79,15</p> <hr/> <p>13.05. 00:00 85,83 USD</p>	<p>-0,31 -0,39%</p> <hr/> <p>-6,68 -7,78%</p>	
<p>ESPA Stock Biotec T AT0000746755 Fonds Fonds</p> <hr/> <p>20Stk.</p>	<p>05.09. 00:00 333,77</p> <hr/> <p>11.08. 00:00 295,27 EUR</p>	<p>-1,40 -0,42%</p> <hr/> <p>38,50 13,04%</p>	

<p>Franklin Biotechnology Disc.F.A acc LU0109394709 Fonds Fonds</p> <hr/> <p>20Stk.</p>	<p>04.09. 00:00 28,47</p> <hr/> <p>11.08. 00:00 25,45 USD</p>	<p>-0,35 -1,21%</p> <hr/> <p>3,02 11,87%</p>	
<p>Franklin Euro High Yield Fd.A acc LU0131126574 Fonds Fonds</p> <hr/> <p>20Stk.</p>	<p>04.09. 00:00 17,23</p> <hr/> <p>13.05. 00:00 17,07 EUR</p>	<p>-0,01 -0,06%</p> <hr/> <p>0,16 0,94%</p>	
<p>Franklin Global Growth Fd.A acc EUR LU0508195822 Fonds Fonds</p> <hr/> <p>20Stk.</p>	<p>04.09. 00:00 14,25</p> <hr/> <p>13.05. 00:00 12,44 EUR</p>	<p>+0,14 0,99%</p> <hr/> <p>1,81 14,55%</p>	
<p>Franklin MENA Fd.A acc EUR LU0352132285 Fonds Fonds</p> <hr/> <p>20Stk.</p>	<p>04.09. 00:00 6,17</p> <hr/> <p>13.05. 00:00 5,25 EUR</p>	<p>+0,09 1,48%</p> <hr/> <p>0,92 17,52%</p>	
<p>Franklin Mutual Beacon Fd.N acc USD LU0094041471 Fonds Fonds</p> <hr/> <p>20Stk.</p>	<p>04.09. 00:00 35,70</p> <hr/> <p>13.05. 00:00 36,08 USD</p>	<p>-0,10 -0,28%</p> <hr/> <p>-0,38 -1,05%</p>	
<p>Franklin Mutual Glob.Discov.A acc EUR-H2 LU0294219513 Fonds Fonds</p> <hr/> <p>20Stk.</p>	<p>04.09. 00:00 12,68</p> <hr/> <p>13.05. 00:00 12,24 EUR</p>	<p>+0,03 0,24%</p> <hr/> <p>0,44 3,59%</p>	

<p>Franklin Technology Fd.A acc EUR LU0260870158 Fonds Fonds</p> <hr/> <p style="text-align: right;">20Stk.</p>	<p>04.09. 00:00 7,98</p> <hr/> <p>13.05. 00:00 6,69 EUR</p>	<p style="text-align: right;">+0,11 1,40%</p> <hr/> <p style="text-align: right;">1,29 19,28%</p>	
<p>HSBC GIF Asia ex Japan Sm.Comp.AC USD LU0164939612 Fonds Fonds</p> <hr/> <p style="text-align: right;">20Stk.</p>	<p>05.09. 00:00 59,093</p> <hr/> <p>13.05. 00:00 55,638 USD</p>	<p style="text-align: right;">+0,278 0,47%</p> <hr/> <p style="text-align: right;">3,455 6,21%</p>	
<p>KBC Equity Fund Pharma Growth C BE0177733293 Fonds Fonds</p> <hr/> <p style="text-align: right;">5Stk.</p>	<p>03.09. 00:00 1.039,45</p> <hr/> <p>13.05. 00:00 988,40 EUR</p>	<p style="text-align: right;">+3,24 0,31%</p> <hr/> <p style="text-align: right;">51,05 5,16%</p>	
<p>Parvest Eq.Japan C JPY Acc LU0012181748 Fonds Fonds</p> <hr/> <p style="text-align: right;">20Stk.</p>	<p>04.09. 00:00 4.270,00</p> <hr/> <p>13.05. 00:00 3.905,00 JPY</p>	<p style="text-align: right;">-31,00 -0,72%</p> <hr/> <p style="text-align: right;">365,00 9,35%</p>	
<p>Pioneer Euro Corp.Bd.C ND LU0133660471 Fonds Fonds</p> <hr/> <p style="text-align: right;">20Stk.</p>	<p>04.09. 00:00 8,19</p> <hr/> <p>13.05. 00:00 8,02 EUR</p>	<p style="text-align: right;">0,00 0,00%</p> <hr/> <p style="text-align: right;">0,17 2,12%</p>	
<p>Pioneer European Research A ND LU0119366440 Fonds Fonds</p> <hr/> <p style="text-align: right;">20Stk.</p>	<p>04.09. 00:00 5,49</p> <hr/> <p>13.05. 00:00 5,37 EUR</p>	<p style="text-align: right;">+0,08 1,48%</p> <hr/> <p style="text-align: right;">0,12 2,23%</p>	

<p>Pioneer Funds GI.Ecology A ND LU0271656133 Fonds Fonds</p> <hr/> <p style="text-align: right;">20Stk.</p>	<p>04.09. 00:00 229,32</p> <hr/> <p>13.05. 00:00 209,23 EUR</p>	<p style="text-align: right;">+3,16 1,40%</p> <hr/> <p style="text-align: right;">20,09 9,60%</p>	
<p>Pioneer Funds U.S.Pioneer Funds A ND LU0133643469 Fonds Fonds</p> <hr/> <p style="text-align: right;">20Stk.</p>	<p>04.09. 00:00 6,38</p> <hr/> <p>13.05. 00:00 5,71 EUR</p>	<p style="text-align: right;">+0,07 1,11%</p> <hr/> <p style="text-align: right;">0,67 11,73%</p>	
<p>Raiffeisen Health Care Aktien R T AT0000714282 Fonds Fonds</p> <hr/> <p style="text-align: right;">20Stk.</p>	<p>05.09. 00:00 158,28</p> <hr/> <p>11.08. 00:00 146,71 EUR</p>	<p style="text-align: right;">+1,03 0,66%</p> <hr/> <p style="text-align: right;">11,57 7,89%</p>	
<p>Templeton BRIC Fd.A acc EUR LU0229946628 Fonds Fonds</p> <hr/> <p style="text-align: right;">20Stk.</p>	<p>04.09. 00:00 15,38</p> <hr/> <p>13.05. 00:00 12,27 EUR</p>	<p style="text-align: right;">+0,15 0,98%</p> <hr/> <p style="text-align: right;">3,11 25,35%</p>	
<p>Templeton Global Bond Fd.A acc EUR-H1 LU0294219869 Fonds Fonds</p> <hr/> <p style="text-align: right;">20Stk.</p>	<p>04.09. 00:00 21,75</p> <hr/> <p>13.05. 00:00 21,14 EUR</p>	<p style="text-align: right;">+0,11 0,51%</p> <hr/> <p style="text-align: right;">0,61 2,89%</p>	
<p>Templeton Korea Fd.A acc LU0057567074 Fonds Fonds</p> <hr/> <p style="text-align: right;">20Stk.</p>	<p>04.09. 00:00 6,49</p> <hr/> <p>13.05. 00:00 6,06 USD</p>	<p style="text-align: right;">+0,01 0,15%</p> <hr/> <p style="text-align: right;">0,43 7,10%</p>	

Zdroj: Teletrader

